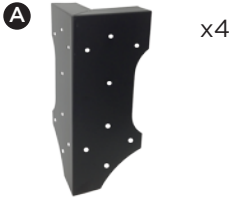
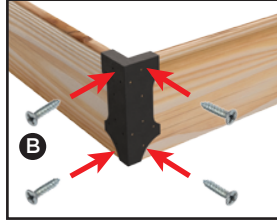



PACKAGE CONTENTS / CONTENU DE L'EMBALLAGE



ASSEMBLY INSTRUCTIONS / INSTRUCTIONS POUR L'ASSEMBLAG

1 x4



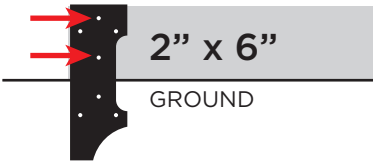
* 16 SCREWS ARE INCLUDED, USE 4 PER BRACKET.

ADDITIONAL HOLES ARE PROVIDED IF YOU WISH TO ADD MORE SCREWS (NOT PROVIDED).

USE RECOMMENDED SCREW LOCATIONS, BASED ON LUMBER SIZE.

FOR 2"x12", USE THESE HOLE LOCATIONS

FOR 2"x6", USE THESE HOLE LOCATIONS



2



* 2x12 SHOWN



Questions, problems, missing parts? Before returning to your retailer, all our customer service department at 1-800-543-0031, 9 a.m. - 5 p.m., EST, Monday - Friday.

Des questions, des problèmes, des pièces manquantes? Avant de retourner l'article au détaillant, appelez notre service à la clientèle au 1-800-543-0031, 9 h à 17 h, du lundi au vendredi.